




Louvre Systems Ltd

Louvre Systems

PROFILES AND ARRANGEMENTS



Louvre selection

Decide:

- What the louvre system is to achieve and its appearance
- How should it perform in terms of airflow and rain defence
- Under what conditions should it perform
- Budget considerations

Technical Considerations...

- LOCATION – Inland – Marine – High – Low
- POSITION – Relative to other buildings
- PREVAILING WIND – Local knowledge - force
- WATER PENETRATION - Acceptability - distance
- PRESSURE DROP – Maximum acceptable

Weather considerations

Louvre Systems are designed to allow air to pass from one side to the other for outlet ventilation or for inlet air requirements. Whichever purpose they are used for, it is likely that under certain weather conditions that airborne rain will pass through the louvre. As to whether this is an issue or not, will depend upon the application and the prevailing circumstances. To overcome rain entry issues, there are classifications that have been created by BSRIA/HEVAC to provide guidance for selecting the right louvre type for your project. Panels of louvre are tested on simulated rain test rigs and then classified in terms of their effectiveness at keeping rain from passing through the panel. The table below shows the classifications from A to B. If it is highly important that rain is prevented from passing through the louvre system, then a higher classification louvre such as CLASS A should be selected.

- CLASS A = (99-100% EFFECTIVE)
- CLASS B = (95-98.9% EFFECTIVE)
- CLASS C = (80-94.9% EFFECTIVE)
- CLASS D = (LESS THAN 80% EFFECTIVE)

Louvre Systems provided by Par can be used for visual screening and ventilation. Standard sizes are available from a 33mm blade pitch, up to



100mm pitch. All systems are supported on vertical mullions, which vary dependant upon the structural requirements. All Par's systems of construction are well tested and include doors, mitred corners, bird guard, insect mesh and blanking mesh.



The new 75mm system is comparable against normal double or triple bank louvres, by achieving Category 'A' classification for BSRIA/HEVAC weathering test, natural ventilation.

Fabricated steel, stainless steel and roll form blades are also available.



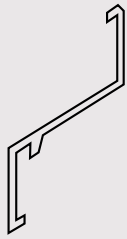
When determining your louvre requirements, consider the items listed opposite and then contact us to discuss your requirements in full. Par Louvre Systems has designed and undertaken hundreds of Louvre projects and has an in-depth knowledge of design,

application, aesthetic and installation needs.

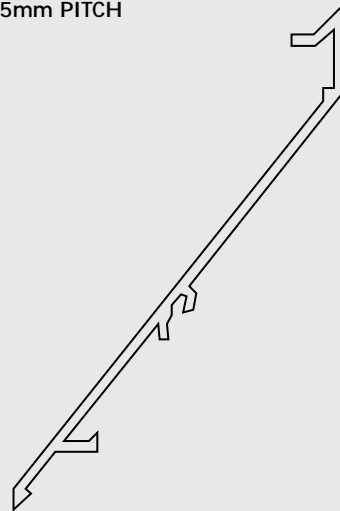
Par Louvre Systems can provide either standard or custom made solutions for existing or new buildings, meeting designers' functional and aesthetic requirements.

BLADE PROFILES

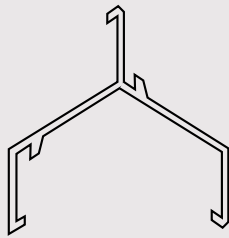
33mm PITCH



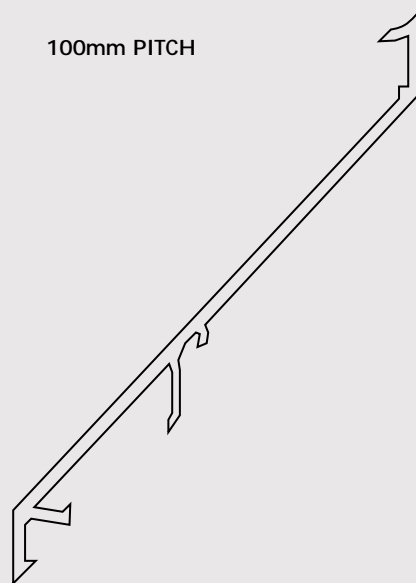
75mm PITCH



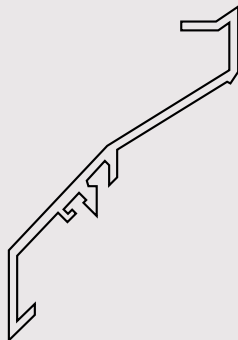
33mm PITCH CHEVRON



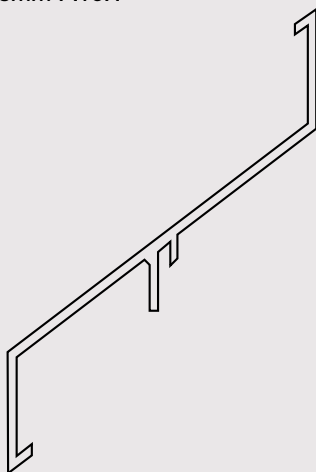
100mm PITCH



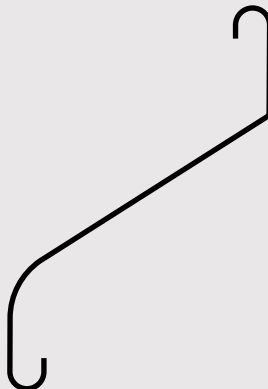
50mm PITCH



66mm PITCH

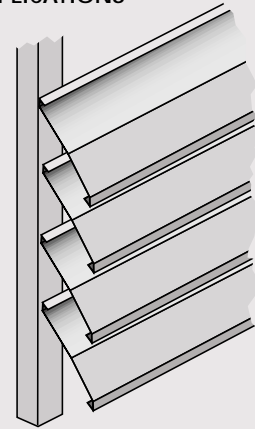


65mm PITCH ROLL FORMED

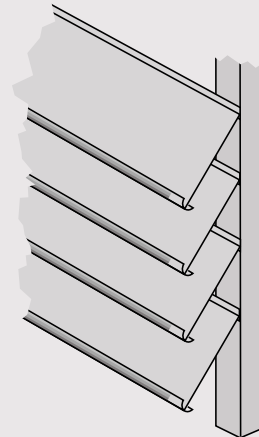


ARRANGEMENTS

TYPICAL LOUVRE ARRANGEMENT FOR VENTILATION AND SCREENING APPLICATIONS



TYPICAL LOUVRE ARRANGEMENT FOR SIGHT SCREENING



Louvre elements and accessories

EXCLUSION GUARDS

- Birdguards (rear mounted mesh and between blade grids)
- Insect mesh
- Vermin mesh
- Blanking panels

DOORS

- Single and double doors
- Sizes made to order
- Hidden or visible frames
- Ironmongery to suit

FINISHES

- Powder paint finishes
- Anodising
- Custom upon request

SPECIALS

- Mitred corners
- Curved blades
- Geometric shapes and circles
- Turrets
- Acoustic louvres
- Steel louvres
- Timber louvres
- Glass louvres